

ALPHA® OM-5100

FINE PITCH SOLDER PASTE

DESCRIPTION

ALPHA OM-5100, is a low residue, no-clean solder paste designed to maximize SMT line yields. The flux vehicle is rheologically formulated to provide excellent repeatability and resistance to environmental conditions. The **ALPHA OM-5100** activation system has been optimized to enhance joint solderability, limit soldering defects and maintaining long term reliability. Minimizing defects requires robust and repeatable processes, equipment and materials.

ALPHA OM-5100's wide reflow profile window enables soldering of lead free components with this tin lead paste. Tests show that complex assemblies with small (0201) tin finished passives and large (1mm pitch) BGA components with SAC 305 spheres can be assembled. Small print deposits remain fully coalesced, even in profiles hot enough to collapse SAC 305 BGA spheres.

FEATURES & BENEFITS

- Quick start up and simple product substitution from current material
- Print Consistency: Lower “deposit to deposit” variation drives maximization of first pass print and reflow yields
- Print Repeatability: Lower variability after production dwells, ensuring a continuous production flow with minimized level of insufficient solder joints
- Solder Ball Reduction: Minimizing both mid chip and random solder balls helps to maximize reflow yields
- Excellent Solder Spread: Compatibility with a variety of pad and lead finishes drives overall cosmetics and yields up!
- Response to pause performance, generating less defects due to start up
- High print speed, up to 150 mm/sec (6 inch/sec)
- Efficient activation system providing defect free soldering with a wide range of oven profiles
- Low residue level with minimal spread for reliable underfilling processes and results
- Excellent reliability properties, halide-free material
- Enables assembly of Pb free components with tin lead solder paste

PRODUCT INFORMATION

<u>Alloys:</u>	62Sn/36Pb/2Ag, 63Sn/37Pb and 62.8Sn/36.8Pb/0.4Ag (NT4S, Anti Tombstoning Alloy)
<u>Powder Size:</u>	Type 3, (25-45 μm per IPC J-STD-005) or Type 4 (20-38μm).
<u>Packaging Sizes:</u>	500 gram jars, 6” and 12” cartridges, and DEK ProFlow™ cassettes.
<u>Flux Gel:</u>	Available in 10cc and 30cc syringes for rework applications.

ALPHA® OM-5100

FINE PITCH SOLDER PASTE

APPLICATION

Formulated for both standard and fine pitch SMT stencil printing with apertures down to 0.3mm (12 mil) diameter and print speeds up to 150mm/sec (6"/sec) with standard stencil thickness of 0.100mm (4 mil) to 0.150mm (6 mil), particularly when used in conjunction with ALPHA Stencils.

SAFETY

While the ALPHA OM-5100 flux system is not considered toxic, its use in typical reflow will generate a small amount of reaction and decomposition vapors. These vapors should be adequately exhausted from the work area. Consult the SDS for all safety information. The most recent version of the SDS is available from AlphaAssembly.com.

STORAGE

ALPHA OM-5100 should be stored in a refrigerator upon receipt at 0-10°C (32 - 50°F). Permit paste to reach room temperature prior to opening. This will prevent condensation of moisture on the solder paste. Other storage conditions are shown on page 2.

TECHNICAL DATA

CATEGORY	RESULTS	PROCEDURES/REMARKS
CHEMICAL PROPERTIES		
Activity Level	ROL0 = J-STD Classification (Corrosivity Cu Mirror Pass (L)) Copper Corrosion Test Pass	IPC J-STD-004 IPC J-STD-004
Halide Content	Halide free (by titration). Passes Ag Chromate Test	IPC J-STD-004
ELECTRICAL PROPERTIES		
SIR (IPC 7 days @ 85° C/85% RH)	2.6 x 10 ⁹ ohms	Pass, IPC J-STD-004 {Pass = 1 x 10 ⁹ ohm min, uncleaned}
SIR (Bellcore 96hrs@35°C/85%RH)	1.9 x 10 ¹² ohms	Pass, Bellcore GR78-CORE {Pass = 1 x 10 ¹¹ ohm min}
Electromigration (Bellcore 500 hrs @ 65°C/85° RH)	<i>initial</i> 1.4 x 10 ⁹ ohms, <i>final</i> 9.3 x 10 ⁹ ohms	Pass, Bellcore GR78-CORE 62Sn/36Pb/2Ag {Pass= final > initial/10}
PHYSICAL PROPERTIES		
Flux Residue Cosmetics	Using 90% Metal, Type #3 Powder Clear, Colorless Flux Residue.	63Sn/37Pb alloy
Tack Force vs. Humidity (24 hrs)	Less than 1g/mm ² change at 25%,50% and 75% RH	IPC J-STD-005
Viscosity	90% metal load designated M13 for printing.	Malcom Spiral Viscometer; J-STD-005
Solderball	Pass < 10 count (62Sn/36Pb/2Ag, 63Sn/37Pb alloy)	Pass IPC J-STD-005
Stencil Life	> 8 hours	@ 50%RH, 23°C (74°F)
Slump	Hot Slump & Cold Slump Pass	IPC J-STD-005
	Pass	DIN Standard 32 513, 5.3

ALPHA® OM-5100

FINE PITCH SOLDER PASTE

PROCESSING GUIDELINES

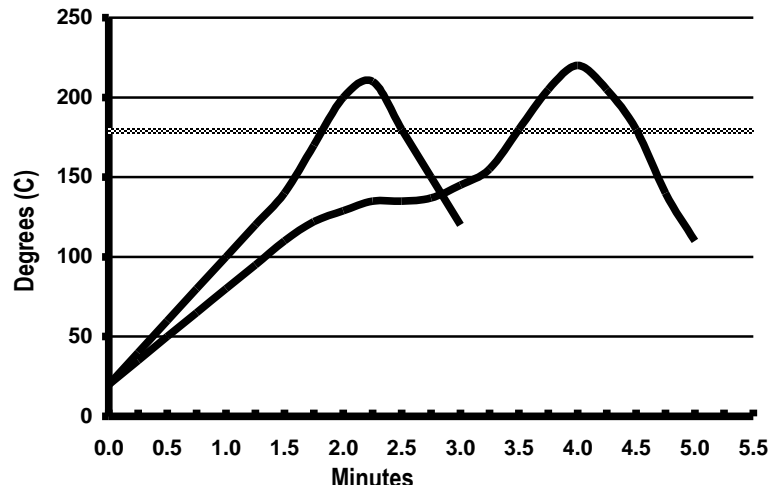
ALPHA OM-5100 PROCESSING GUIDELINES

STORAGE-HANDLING	PRINTING	REFLOW (See Figure #1)	CLEANING
<ul style="list-style-type: none"> •Refrigerate to guarantee stability @ 0-10°C (32-50°F) •Shelf life of refrigerated paste is six months. •Paste can be stored for 4 weeks at room temperatures up to 25°C (77°F). •When refrigerated, warm-up of paste container to room temperature for up to 8 hours. Paste must be ≥18°C (64°F) before processing. Verify paste temperature with a thermometer to ensure paste is at 18°C (64°F) or greater before setup. Printing can be performed at temperatures up to 28°C (82°F). •Do not remove worked paste from stencil and mix with unused paste in jar. This will alter rheology of unused paste. •These are starting recommendations and all process settings should be reviewed independently. 	<p><u>STENCIL</u>: Recommend ALPHA CUT or ALPHA FORM stencils @ 0.100 mm to 0.150 mm (4-6 mil) thick for 0.4-0.5mm (0.016"-0.020" pitch. Stencil design is subject to many process variables. Contact your local Alpha site for advice.</p> <p><u>SQUEEGEE</u>: Metal.</p> <p><u>PRESSURE</u>: 0.15 to 0.3 kg per cm (0.8-1.5 pounds per linear inch) of squeegee length.</p> <p><u>SPEED</u>: 25mm to 150 mm (1 to 6 in.) per second.</p> <p><u>PASTE ROLL</u>: 1.5-2.0 cm (0.6-0.8 inch) diameter and make additions when roll reaches 1-cm (0.4-in.) diameter. Maximum roll size will depend upon blade type.</p> <p><u>PRINT PUMP HEAD</u>: ALPHA OM-5100 is suitable for use in both MPM RheoPump™ and DEK ProFlow™ systems.</p>	<p><u>ATMOSPHERE</u>: Clean-dry air or nitrogen atmosphere.</p> <p><u>PROFILE</u> : 63Sn/37Pb, 62Sn/36Pb/2Ag and 62.8Sn/36.8Pb/0.4Ag alloys: A straight ramp profile @ 0.8°C to 1.2°C per second ramp rate is recommended with a 30 to 90 sec TAL and 210 to 220°C peak.</p> <p>High density assemblies may require preheating as follows: -Ramp @ 1-2°C/sec. to 140-160°C. -Dwell @ 140-160°C for 0-1.0 minutes. -Ramp @ 1-2°C/sec to 210-220°C peak -Time above liquidus = 30-90 secs - Ramp down to R.T. @ 60-150°C/min.</p>	<p>ALPHA OM-510 residue is designed to remain on the board after reflow.</p> <p>Misprints and soft flux residues remaining after rework may be removed with ALPHA Electronic Cleaners Bioact™ SC-10 & SC-10E and Hydrex™ SP Aqueous cleaners available from Alpha.</p>

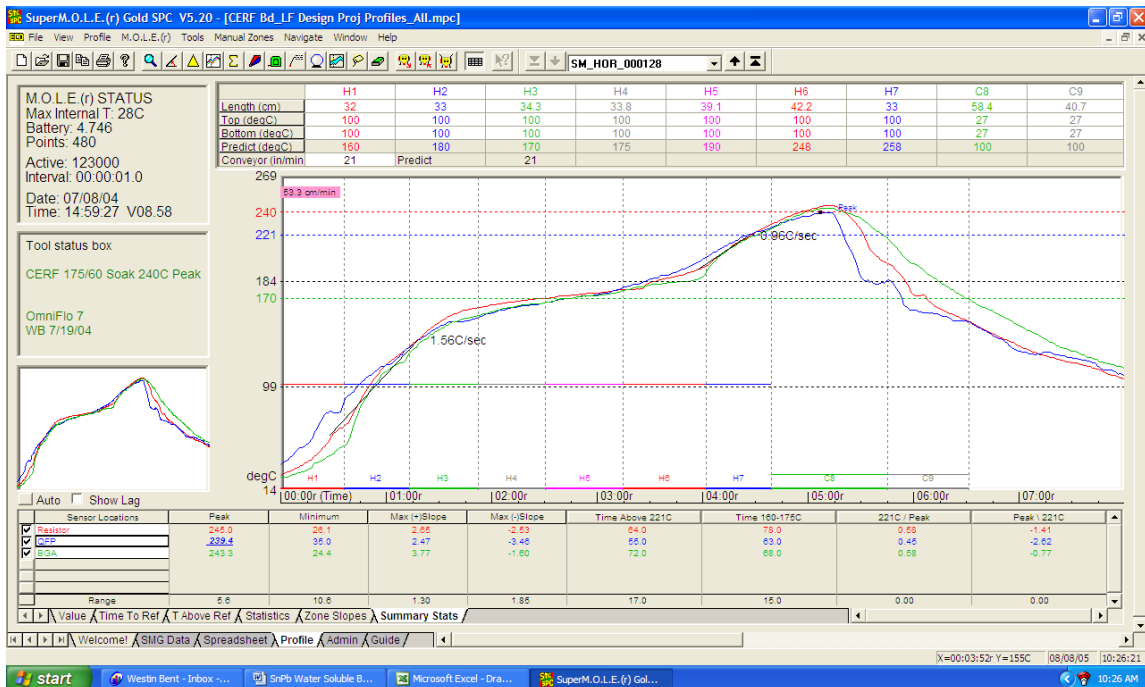
ALPHA® OM-5100

FINE PITCH SOLDER PASTE

Figure #1: Typical Reflow Profiles



**Figure #2 – OM-5100 Paste with Typical SAC Reflow Profile Phrase
OM-338 Reflow Profile: High Soak: 175C/60S Soak 240C Peak 60S TAL**



ALPHA® OM-5100


FINE PITCH SOLDER PASTE

Analyses of OM5100 Eutectic paste reflowed with SAC305 Spheres on BGA Package

As Sn/Pb components become more and more difficult to source mixed formulation solder joints are now becoming common place in electronics assemblies. For example, area array components (BGA/CSP) are almost exclusively available with lead free Sn-Ag-Cu (SAC) solder spheres. These parts are often assembled to printed circuit boards using traditional Sn-Pb eutectic solder paste. This is now common in the Medical, Military and Automotive industries. **Alpha OM-5100's** unique flux chemistry allows the user to process the eutectic alloy of the OM5100paste with lead free components in a typical lead-free reflow profile. The figures below are examples of Alpha OM-5100 eutectic solder paste reflowed with a SAC305 BGA package and Sn coated chip components.

The pictures in Figures 3 and 4 are on the same board. Showing lead free components re-flowing into eutectic solder paste as well as allowing fine feature printing and full joint coalescence at the 0201 feature pad.

Figure #3 – OM-5100 Paste reflowed to BGA having SAC305 solder spheres






These cross section photos illustrate the formation of a uniform and continuous IMC layer at the eutectic solder paste and SAC sphere interfaces. Note how upon collapse, the SAC alloy and the Sn63 from the paste form a continuous joint.

ALPHA® OM-5100

FINE PITCH SOLDER PASTE

Figure #4 – OM5100 Paste reflowed to Sn plated 0201 Chip component



The cross section of the 0201 chip component reveals formation of a uniform and continuous IMC layer at the interface.

ALPHA® OM-5100

FINE PITCH SOLDER PASTE

CONTACT INFORMATION

To confirm this is the most recent issue, please contact Alpha Assembly Solutions

AlphaAssembly.com

<p>North America 300 Atrium Drive Somerset, NJ 08873, USA 800.367.5460</p>	<p>Europe Unit 2, Genesis Business Park Albert Drive Woking, Surrey, GU21 5RW, UK 01483.758400</p>	<p>Asia 8/F., Paul Y. Centre 51 Hung To Road Kwun Tong, Kowloon, Hong Kong 852.3190.3100</p>
---	---	---

Also read carefully warning and safety information on the Safety Data Sheet. This data sheet contains technical information required for safe and economical operation of this product. READ IT THOROUGHLY PRIOR TO PRODUCT USE. Emergency directory assistance Chemtrec 1 - 800 - 424 - 9300.

DISCLAIMER: All statements, technical information and recommendations contained herein are based on tests we believe to be reliable, but the accuracy or completeness thereof is not guaranteed. No statement or recommendation shall constitute a representation unless set forth in an agreement signed by officers of seller and manufacturer. NO WARRANTY OR MERCHANTABILITY OR WARRANTY OF FITNESS FOR A PARTICULAR PURPOSE IS MADE. The following warranty is made in lieu of such warranties and all other warranties, express, implied, or statutory. Products are warranted to be free from defects in material and workmanship at the time sold. The sole obligation of seller and manufacturer under this warranty shall be to replace any product defective at the time sold. Under no circumstances shall manufacturer or seller be liable for any loss, damage or expense, direct or consequential, arising out of the inability to use the product. Notwithstanding the foregoing, if products are supplied in response to a customer request that specifies operating parameters beyond those stated above, or if products are used under conditions exceeding said parameters, the customer by acceptance or use thereof assumes all risk of product failure and of all direct, indirect and consequential damages that may result from use of the products under conditions, and agrees to exonerate, indemnify and hold harmless MacDermid Incorporated therefrom. No suggestion for product use nor anything contained herein shall be construed as a recommendation to use any product in infringement of any patent rights, and seller and manufacturer assume no responsibility or liability for any such infringement.

© Registered Trademark of MacDermid Performance Solutions. ™ Trademark of MacDermid Performance Solutions.
© Platform Specialty Products Corporation and its subsidiaries 2016.

Hilpert
electronics

Ihr Vertriebspartner/ Votre représentant:

Hilpert electronics AG
Täferstrasse 29
5405 Baden-Dättwil
Schweiz / Suisse

Tel: +41 56 483 25 25
Fax: +41 56 483 25 20
Mail: office@hilpert.ch
Web: www.hilpert.ch